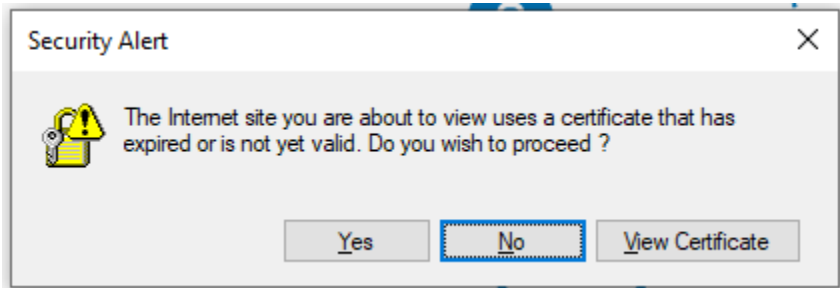


Hutchison VPN Certificate Expiration

Introduction

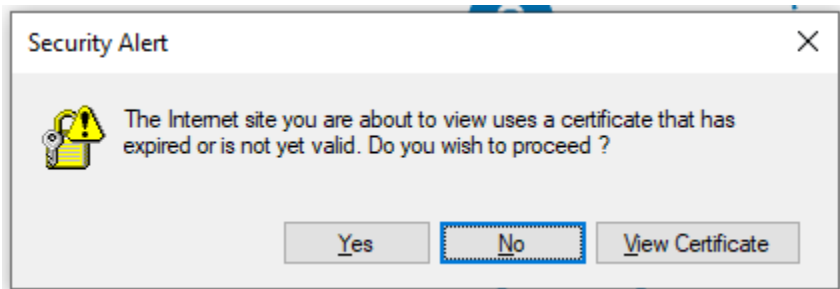
The security certificate used by the Hutch VPN has expired. This will cause a certificate error when connecting.



Please note: CSCS have ordered a replacement certificate which will fix the error once it has been received. However it may take a few days to be received and put in place. In the meanwhile follow the instructions below to use the Hutch VPN.

Instructions

If trying to connect, the VPN client will prompt you to accept the invalid certificate. It is OK to press yes.




This happens towards the end of the VPN connection process. Sometimes this prompt appears behind any window open on the computer so it looks like the VPN is taking a long time to connect. A good indicator of this is a flashing icon on the taskbar at the bottom of your screen.

For another work around do the following:

On a Windows /MAC machine you can press the settings button when connecting:




VPN Name Centre 

Username sj271

Password

Connect

Click 'Edit the Selected connection' :

VPN Name MRC-CU 

Username

Password

- Add a new connection
- Edit the selected connection**
- Delete the selected connection

Connect

Click the Do not warn on invalid certificate box below:

FortiClient -- The Security Fabric Agent

File Help

FortiClient VPN

Upgrade to the full version to access additional features and receive technical support.

New VPN Connection

VPN: **SSL-VPN** | IPsec-VPN

Connection Name: Centre

Description:

Remote Gateway: diamond.hutchison-mrc.cam.ac.uk ✕
+Add Remote Gateway

Customize port: 10443

Client Certificate: None

Authentication: Prompt on login Save login

Do not Warn Invalid Server Certificate

Cancel Save